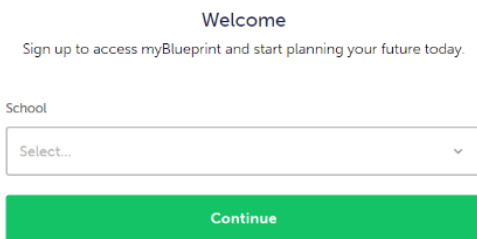
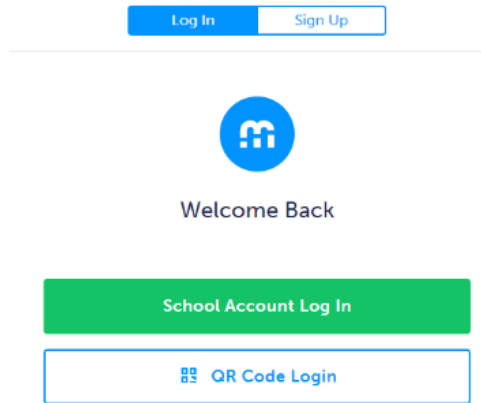


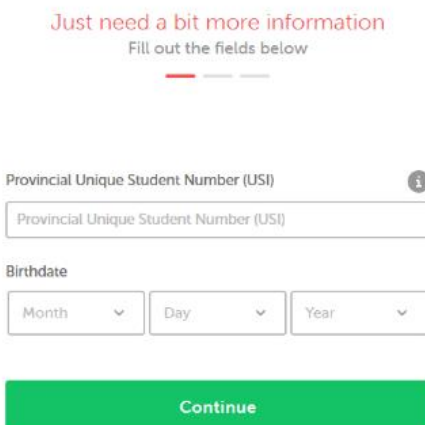
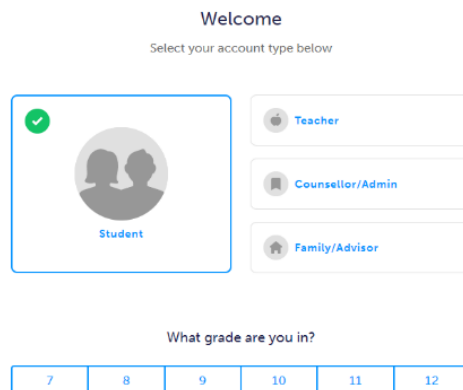
1) Go to your gnspecs.ca landing page and in the Section titled classroom you will see a myBlueprint logo. You could also go to <http://education.myblueprint.ca/ns>

2) Select School Account log in



3) Select your school from the list. (if you school is not on the list select the first school which will be an elementary school. You will be able to select your middle school/ junior high later).

4) Select student and your grade level



5) You will need your student number and birthdate to verify your account.